

# THE DUOMAX MODULE



PDG5

**60 CELL**  
MULTICRYSTALLINE MODULE

**250-265W**  
POWER OUTPUT RANGE

**16.1%**  
MAXIMUM EFFICIENCY

**0~+3%**  
POSITIVE POWER TOLERANCE

As a leading global manufacturer of next generation photovoltaic products, we believe close cooperation with our partners is critical to success. With local presence around the globe, Trina is able to provide exceptional service to each customer in each market and supplement our innovative, reliable products with the backing of Trina as a strong, bankable partner. We are committed to building strategic, mutually beneficial collaboration with installers, developers, distributors and other partners as the backbone of our shared success in driving Smart Energy Together.

Trina Solar Limited  
[www.trinasolar.com](http://www.trinasolar.com)



### Improved durability

- PID resistant and free of snail trails
- Reduced soiling
- Increased module robustness to minimize micro-cracks



### Enhanced safety

- Fire class A certified by TUV Rheinland according to fire test IEC 61730-2 / MST 23
- Certified for fire type13 (UL 1703)



### Increased value

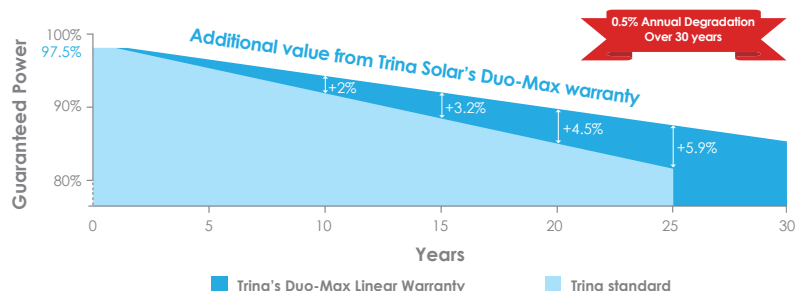
- Higher maximum system voltage reduces BOS costs
- 30 year linear warranty
- 0.5% annual degradation



### Certified to withstand the most challenging environmental conditions

- Module coating resistant to sand, acid, and alkali
- 2400 Pa wind load\*      • 5400 Pa snow load\*
- 35 mm hail stones at 97 km/h

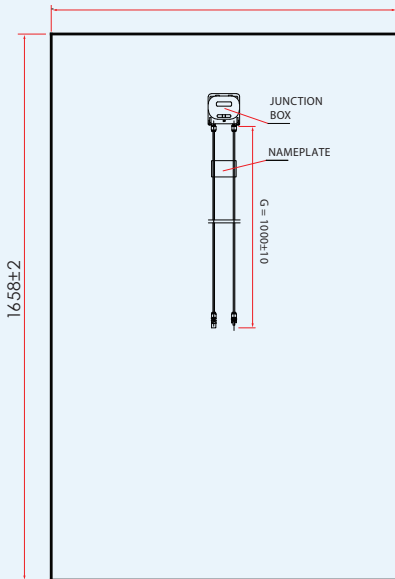
### Trina Solar's Duo-Max Linear Performance Warranty



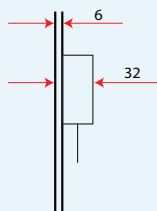
## DIMENSIONS OF PV MODULE

(unit:mm)

992±2

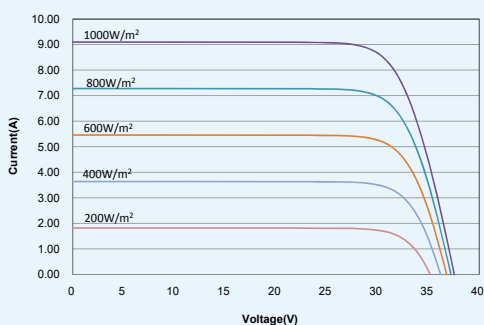


Back View



Side View

## I-V CURVES OF PV MODULE(260W)



## CERTIFICATION



EU-28 WEEE COMPLIANT

## ELECTRICAL DATA (STC)

Peak Power Watts- $P_{MAX}$ (Wp)	250	255	260	265
Power Output Tolerance- $P_{MAX}$ (%)	0 ~ +3			
Maximum Power Voltage- $V_{MPP}$ (V)	30.0	30.3	30.5	30.8
Maximum Power Current- $I_{MPP}$ (A)	8.34	8.42	8.52	8.60
Open Circuit Voltage- $V_{OC}$ (V)	37.5	37.5	37.6	37.6
Short Circuit Current- $I_{SC}$ (A)	8.97	9.01	9.10	9.20
Module Efficiency $\eta_m$ (%)	15.2	15.5	15.8	16.1

STC: Irradiance 1000 W/m<sup>2</sup>, Cell Temperature 25°C, Air Mass AM1.5 according to EN 60904-3.  
Typical efficiency reduction of 4.5% at 200 W/m<sup>2</sup> according to EN 60904-1.

## ELECTRICAL DATA (NOCT)

Maximum Power- $P_{MAX}$ (Wp)	186	190	193	197
Maximum Power Voltage- $V_{MPP}$ (V)	27.5	27.7	27.9	28.1
Maximum Power Current- $I_{MPP}$ (A)	6.78	6.84	6.93	7.02
Open Circuit Voltage- $V_{OC}$ (V)	34.8	34.8	34.8	34.9
Short Circuit Current- $I_{SC}$ (A)	7.24	7.28	7.35	7.43

NOCT: Irradiance at 800 W/m<sup>2</sup>, Ambient Temperature 20°C, Wind Speed 1 m/s.

## MECHANICAL DATA

Solar cells	Multicrystalline 156 × 156 mm (6 inches)
Cell orientation	60 cells (6 × 10)
Module dimensions	1658 × 992 × 6 mm (1658 x 992 x 32 mm with junction box)
Weight	23.5 kg (51.8lb)
Front Glass	2.5 mm, High Transmission, AR Coated and Heat Strengthened Glass
EVA	White
Back Glass	Heat Strengthened Glass, 2.5 mm
Frame	Frameless
J-Box	IP 65 or IP 67 rated
Cables	Photovoltaic Technology cable 4.0mm <sup>2</sup> (0.006 inches <sup>2</sup> ), 1000mm(39.37inches)
Connector	MC4 Compatible

## TEMPERATURE RATINGS

Nominal Operating Cell Temperature (NOCT)	44°C (±2°C)
Temperature Coefficient of $P_{MAX}$	-0.41%/°C
Temperature Coefficient of $V_{OC}$	-0.32%/°C
Temperature Coefficient of $I_{SC}$	0.05%/°C

## MAXIMUM RATINGS

Operational Temperature	-40~+85°C
Maximum System Voltage	1000V DC (IEC) 1000VDC (UL)
Max Series Fuse Rating	15A

## WARRANTY

10 year Product Workmanship Warranty

30 year Linear Power Warranty


(Please refer to product warranty for details)

## PACKAGING CONFIGURATION

Modules per box: 30 pieces

Modules per 40' container: 780 pieces

\*The mechanical loading is dependent upon the mounting method used and only approved clamps should be used. For best results, install with the Trina clamp for duomax modules



TSM\_EN\_May\_2015\_A